



City of Ladue Non-Uniform Pension Plan

Actuarial Valuation Report January 1, 2017

Prepared by

Michael Zwiener, FSA, MAAA
Consulting Actuary

William Wunningham, EA, MAAA
Consulting Actuary

Milliman, Inc.
500 North Broadway, Suite 1750
St. Louis, MO 63102 USA
Tel +1 314 231 3031
Fax +1 314 231 0249
milliman.com

**The City of Ladue Pension Plan for
Non-Uniform Employees**

January 1, 2017 Actuarial Valuation

Contents

	<u>Page</u>
Introduction and Purpose	1
Actuarial Certification	2
Discussion of Valuation Results	5
Summary of Valuation Results	7
Statement of Assets as of January 1, 2017	8
Statement of Income and Disbursements	9
Development of Actuarial Value of Assets	10
Development of Recommended Contribution	11
Determination of Amortization Charges for the Recommended Contribution	12
Determination of (Gain)/Loss for Plan Year Ending December 31, 2016	13
Actuarial Assumptions and Methods	14
Summary of Plan Provisions	17
Summary of Member Data	20
Historical Trends	23

**The City of Ladue Pension Plan for
Non-Uniform Employees**

January 1, 2017 Actuarial Valuation

Introduction and Purpose

In this report, we present the results of the January 1, 2017 actuarial valuation for the City of Ladue Pension Plan for Non-Uniform Employees. The report has been prepared at the request of the City for the sole use of the Retirement Committee of the City of Ladue Pension Plan for Non-Uniform Employees and the City of Ladue as the contributing plan sponsor.

PURPOSES OF THE VALUATION

The actuarial valuation of the Plan is intended to accomplish several purposes:

- The determination of the recommended level of employer contributions for the 2017 calendar year
- Assessment of the relative funded position of the plan on an ongoing basis, i.e., through a comparison of plan assets and projected plan liabilities

This work product was prepared solely for the City of Ladue for the purposes described herein and may not be appropriate to use for other purposes. Milliman does not intend to benefit and assumes no duty or liability to other parties who receive this work. Milliman recommends that third parties be aided by their own actuary or other qualified professional when reviewing the Milliman work product.

**The City of Ladue Pension Plan for
Non-Uniform Employees**

January 1, 2017 Actuarial Valuation

Actuarial Certification

As requested, we have performed an actuarial valuation of the City of Ladue Pension Plan for Non-Uniform Employees as of January 1, 2017 for determining contributions for the calendar year ending December 31, 2017. Our findings are set forth in this actuary's report. This report reflects the benefit provisions in effect on January 1, 2017.

In preparing this report, we relied, without audit, on information (some oral and some in writing) supplied by the City and The Commerce Trust Company. This information includes, but is not limited to, plan provisions, employee data, and financial information. We found this information to be reasonably consistent and comparable with information used for other purposes. The valuation results depend on the integrity of this information. If any of this information is inaccurate or incomplete our results may be different and our calculations may need to be revised.

All costs, liabilities, rates of interest, and other factors for the Plan have been determined on the basis of actuarial assumptions and methods which are individually reasonable (taking into account the experience of the Plan and reasonable expectations).

This valuation report is only an estimate of the Plan's financial condition as of a single date. It can neither predict the Plan's future condition nor guarantee future financial soundness. Actuarial valuations do not affect the ultimate cost of Plan benefits, only the timing of Plan contributions. While the valuation is based on an array of individually reasonable assumptions, other assumption sets may also be reasonable and valuation results based on those assumptions would be different. No one set of assumptions is uniquely correct. Determining results using alternative assumptions is outside the scope of our engagement.

Future actuarial measurements may differ significantly from the current measurements presented in this report due to such factors as the following: plan experience differing from that anticipated by the economic or demographic assumptions; changes in economic or demographic assumptions; increases or decreases expected as part of the natural operation of the methodology used for these measurements (such as the end of an amortization period or additional cost or contribution requirements based on the plan's funded status); and changes in plan provisions or applicable law. Due to the limited scope of our assignment, we did not perform an analysis of the potential range of future measurements. The City has the final decision regarding the appropriateness of the assumptions and adopted them as indicated in this report.

This work product was prepared solely for the City of Ladue for the purposes described herein and may not be appropriate to use for other purposes. Milliman does not intend to benefit and assumes no duty or liability to other parties who receive this work. Milliman recommends that third parties be aided by their own actuary or other qualified professional when reviewing the Milliman work product.

Actuarial computations presented in this report are for purposes of determining the recommended funding amounts for the City. The calculations in the enclosed report have been made on a basis consistent with our understanding of the City's funding requirements and goals as well as our understanding of the plan provisions described on pages 17-19 of this report. Determinations for purposes other than meeting these requirements may be significantly different from the results contained in this report. Accordingly, additional determinations may be needed for other purposes.

Milliman's work is prepared solely for the internal business use of the City of Ladue. To the extent that Milliman's work is not subject to disclosure under applicable public records laws, Milliman's work may not be provided to third parties without Milliman's prior written consent. Milliman does not intend to benefit or create a legal duty to any third party recipient of its work product. Milliman's consent to release its work product to any third party may be conditioned on the third party signing a Release, subject to the following exceptions:

- (a) The City may provide a copy of Milliman's work, in its entirety, to the Plan's professional service advisors who are subject to a duty of confidentiality and who agree to not use Milliman's work for any purpose other than to benefit the Plan.
- (b) The City may provide a copy of Milliman's work, in its entirety, to other governmental entities, as required by law.

No third party recipient of Milliman's work product should rely upon Milliman's work product. Such recipients should engage qualified professionals for advice appropriate to their own specific needs.

The consultants who worked on this assignment are pension actuaries. Milliman's advice is not intended to be a substitute for qualified legal or accounting counsel.

The signing actuaries are independent of the plan sponsor. We are not aware of any relationship that would impair the objectivity of our work.

On the basis of the foregoing, we hereby certify that, to the best of our knowledge and belief, this report is complete and accurate and has been prepared in accordance with generally recognized and accepted actuarial principles and practices. We are members of the American Academy of Actuaries and meet the Qualification Standards to render the actuarial opinion contained herein.

This work product was prepared solely for the City of Ladue for the purposes described herein and may not be appropriate to use for other purposes. Milliman does not intend to benefit and assumes no duty or liability to other parties who receive this work. Milliman recommends that third parties be aided by their own actuary or other qualified professional when reviewing the Milliman work product.

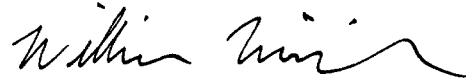
We respectfully submit the following report, and we look forward to discussing it with you.

Sincerely,



Michael J. Zwiener, FSA
Consulting Actuary
Joint Board Enrollment #17-03686

MJZ/WDW/jcr



William D. Wunningham, EA
Actuary
Joint Board Enrollment #17-06367

This work product was prepared solely for the City of Ladue for the purposes described herein and may not be appropriate to use for other purposes. Milliman does not intend to benefit and assumes no duty or liability to other parties who receive this work. Milliman recommends that third parties be aided by their own actuary or other qualified professional when reviewing the Milliman work product.

January 1, 2017 Actuarial Valuation

Discussion of Valuation Results

1. **Contribution Recommendation**

The results of this valuation are used to determine recommended contribution rates to the Plan for the 2017 calendar year. A comparison of recommended contribution rates for the current and immediately preceding valuations is shown below:

	Actuarial Valuation as of	
	<u>January 1, 2016</u>	<u>January 1, 2017</u>
Applies to Calendar Year	01/01/16-12/31/16	01/01/17-12/31/17
Recommended Contribution (with interest)	\$182,786	\$199,092
Actual Contribution	182,786	N/A

The recommended contribution increased from \$182,786 to \$199,092. The primary reason for this increase was the change to the mortality assumption.

2. **Plan Assets**

The unaudited market value of plan assets increased from \$4,254,102 at January 1, 2016 to \$4,476,167 at January 1, 2017. A balance sheet and statement of income and disbursements are presented on pages 8 and 9, respectively. The net market rate of return was 7.1% for the period.

The actuarial value of assets increased from \$4,370,435 at January 1, 2016 to \$4,612,977 at January 1, 2017. The development of the January 1, 2017 actuarial value of assets is presented on page 10. The net actuarial rate of return for the period was 7.4% vs. the assumed rate of 7.0%.

Due to the asset smoothing method used, there are \$136,810 of investment losses that have not yet been recognized in the Actuarial Value of Assets (see page 10).

3. **Actuarial Assumptions, Methods and Plan Provisions**

The mortality assumption was updated to the RP 2014 mortality tables for employees and annuitants projected generationally under improvement scale MP 2016.

All other actuarial assumptions, methods and plan provisions remained the same as the prior year. Descriptions of these can be found on pages 14-19.

This work product was prepared solely for the City of Ladue for the purposes described herein and may not be appropriate to use for other purposes. Milliman does not intend to benefit and assumes no duty or liability to other parties who receive this work. Milliman recommends that third parties be aided by their own actuary or other qualified professional when reviewing the Milliman work product.

4. **Plan Population**

The number of active members included in the valuation increased from 27 in the previous valuation to 28 in the current valuation. The number of members in pay status increased from 20 to 22. The number of deferred vested members decreased from 6 to 5. A detailed reconciliation can be found on page 22.

5. **GASB Statement Changes**

GASB Statement Nos. 25 and 27 have been replaced with Statement Nos. 67 and 68 effective for the Plan fiscal year ending 12/31/2015 with respect to reporting by the Plan and fiscal year ending 12/31/2016 for reporting by the City. The GASB disclosures are presented in a separate report.

This work product was prepared solely for the City of Ladue for the purposes described herein and may not be appropriate to use for other purposes. Milliman does not intend to benefit and assumes no duty or liability to other parties who receive this work. Milliman recommends that third parties be aided by their own actuary or other qualified professional when reviewing the Milliman work product.

**The City of Ladue Pension Plan for
Non-Uniform Employees**

January 1, 2017 Actuarial Valuation

Summary of Valuation Results

	<u>Valuation Date</u> <u>January 1, 2016</u>	<u>Valuation Date</u> <u>January 1, 2017</u>
Number of Members:		
Active	27	28
Receiving Payments	20	22
Terminated Vested	<u>6</u>	<u>5</u>
Total	53	55
Annual Payroll of Members under Normal Retirement Age	1,624,117	1,722,393
Market Value of Assets	4,254,102	4,476,167
Actuarial Value of Assets	4,370,435	4,612,977
Entry Age Accrued Liability	4,909,251	5,171,511
Entry Age Unfunded Accrued Liability	538,816	558,534
Normal Cost	107,962	122,179
Assumed Expenses	20,000	20,000
Amortization of Unfunded Actuarial Accrued Liability	52,584	55,940
Recommended Contribution, with Interest	182,786	199,092

This work product was prepared solely for the City of Ladue for the purposes described herein and may not be appropriate to use for other purposes. Milliman does not intend to benefit and assumes no duty or liability to other parties who receive this work. Milliman recommends that third parties be aided by their own actuary or other qualified professional when reviewing the Milliman work product.

**The City of Ladue Pension Plan for
Non-Uniform Employees**

January 1, 2017 Actuarial Valuation

Statement of Assets as of January 1, 2017

<u>Assets</u>	<u>Market Value</u>
1. Cash and Equivalents	\$100,064
2. Fixed Income Investments	1,195,399
3. Corporate Stocks - Domestic	2,239,804
4. Corporate Stocks - International	851,859
5. Alternative Investments	84,930
6. Accounts Receivable	4,111
Total Assets	4,476,167
 <u>Liabilities</u>	
None	
 Net Assets	 <u>\$4,476,167</u>

This work product was prepared solely for the City of Ladue for the purposes described herein and may not be appropriate to use for other purposes. Milliman does not intend to benefit and assumes no duty or liability to other parties who receive this work. Milliman recommends that third parties be aided by their own actuary or other qualified professional when reviewing the Milliman work product.

**The City of Ladue Pension Plan for
Non-Uniform Employees**

January 1, 2017 Actuarial Valuation

Statement of Income and Disbursements

1. Market Value of Assets as of January 1, 2016	\$4,254,102
2. Income:	
a. City Contributions	182,786
b. Investment Income (Including Realized and Unrealized Capital Gains/Losses)	225,724
c. Interest and Dividends	84,664
d. Other Income	<u>0</u>
e. Total Income	493,174
3. Expenses	
a. Employee Benefit Distributions	260,964
b. Investment Expenses	10,045
c. Administrative Expenses	<u>100</u>
d. Total Expenses	271,109
4. Net Increase (Decrease) = (2e) - (3d)	222,065
5. Market Value of Assets as of December 31, 2016 = (1) + (4)	\$4,476,167
6. Rate of Return	7.1%

This work product was prepared solely for the City of Ladue for the purposes described herein and may not be appropriate to use for other purposes. Milliman does not intend to benefit and assumes no duty or liability to other parties who receive this work. Milliman recommends that third parties be aided by their own actuary or other qualified professional when reviewing the Milliman work product.

**The City of Ladue Pension Plan for
Non-Uniform Employees**

January 1, 2017 Actuarial Valuation

Development of Actuarial Value of Assets

1. Actuarial Value of Assets as of January 1, 2016	\$4,370,435
2. Contributions	182,786
3. Benefit Payments	(260,964)
4. Expenses	(100)
5. Expected Return at 7.0%	303,191
6. Expected Actuarial Value of Assets as of December 31, 2016 = (1) + (2) + (3) + (4) + (5)	4,595,348
7. Market Value of Assets as of December 31, 2016	4,476,167
8. Adjustments on Market Value (See Schedule of Market Value Adjustments below)	17,629
9. Actuarial Value of Assets as of December 31, 2016 = (6) + (8), but not less than 80% x (7), nor more than 120% x (7)	4,612,977

Schedule of Market Value Adjustments

<u>Year</u>	Gain/(Loss) <u>Base</u>	Unrecognized Balance <u>1/1/2016</u>	12/31/2016 <u>Adjustment</u>	Unrecognized Balance <u>1/1/2017</u>
2012	107,169	21,433	21,433	\$0
2013	318,148	127,258	63,630	63,628
2014	(12,171)	(7,303)	(2,434)	(4,869)
2015	(322,151)	(257,721)	(64,430)	(193,291)
2016	<u>(2,848)</u>	<u>N/A</u>	<u>(570)</u>	<u>(2,278)</u>
Total	N/A	(\$116,333)	\$17,629	(\$136,810)

This work product was prepared solely for the City of Ladue for the purposes described herein and may not be appropriate to use for other purposes. Milliman does not intend to benefit and assumes no duty or liability to other parties who receive this work. Milliman recommends that third parties be aided by their own actuary or other qualified professional when reviewing the Milliman work product.

**The City of Ladue Pension Plan for
Non-Uniform Employees**

January 1, 2017 Actuarial Valuation

Development of Recommended Contribution

	<u>January 1, 2017</u>
1. Entry Age Accrued Liability	
a. Active Members	2,317,927
b. Terminated Vested Members	238,144
c. Retired Members	2,524,354
d. Beneficiaries	91,086
e. Disabled Members	<u>0</u>
f. Total	5,171,511
2. Actuarial Value of Assets	4,612,977
3. Funded Ratio: (2) / (1f)	89.2%
4. Entry Age Unfunded Accrued Liability: (1f) - (2)	558,534
5. Entry Age Normal Cost	122,179
6. Assumed Expenses at Beginning of Year (\$20,000 at mid year)	19,335
7. Normal Cost Including Expenses: (5) + (6)	141,514
8. Covered Payroll	1,722,393
9. Amortization of Unfunded Actuarial Accrued Liability	55,940
10. Recommended Contribution at Beginning of Year: (7) + (9)	197,454
11. Recommended Contribution, with Interest to Expected Payment Date	199,092
12. Recommended Contribution as a Percentage of Payroll	11.6%

This work product was prepared solely for the City of Ladue for the purposes described herein and may not be appropriate to use for other purposes. Milliman does not intend to benefit and assumes no duty or liability to other parties who receive this work. Milliman recommends that third parties be aided by their own actuary or other qualified professional when reviewing the Milliman work product.

**The City of Ladue Pension Plan for
Non-Uniform Employees**

January 1, 2017 Actuarial Valuation

Determination of Amortization Charges for the Recommended Contribution

<u>Date Incurred</u>	<u>Description</u>	<u>Initial Balance</u>	<u>Initial Amortization Period</u>	<u>Unamortized Base January 1, 2016</u>	<u>Contribution To Base</u>	<u>Unamortized Base January 1, 2017</u>	<u>Amortization Payment</u>
1/1/2013	Initial Unfunded Accrued Liability	836,506	20	768,415	78,644	743,560	73,795
1/1/2014	Experience Gain	(178,383)	20	(168,861)	(16,771)	(163,910)	(15,737)
1/1/2015	Experience Gain	(48,410)	20	(47,099)	(4,552)	(45,844)	(4,271)
1/1/2016	Experience Gain	(13,639)	20	(13,639)	(1,282)	(13,312)	(1,203)
1/1/2017	Mortality Assumption Change	166,383	20	N/A	N/A	166,383	14,678
1/1/2017	Experience Gain	(128,343)	20	N/A	N/A	(128,343)	(11,322)
	Total	634,114		538,816	56,039	558,534	55,940

This work product was prepared solely for the City of Ladue for the purposes described herein and may not be appropriate to use for other purposes. Milliman does not intend to benefit and assumes no duty or liability to other parties who receive this work. Milliman recommends that third parties be aided by their own actuary or other qualified professional when reviewing the Milliman work product.

**The City of Ladue Pension Plan for
Non-Uniform Employees**

January 1, 2017 Actuarial Valuation

Determination of (Gain)/Loss for Plan Year Ending December 31, 2016

1. Unfunded Accrued Liability as of January 1, 2016	\$538,816
2. Normal Cost as of January 1, 2016	107,962
3. Assumed Expenses as of January 1, 2016	19,335
4. Interest on (1), (2), and (3) at 7.00%	46,628
5. Employer Contributions for the Prior Plan Year	182,786
6. Interest on (5) at 7.00%	9,461
7. Expected Unfunded Actuarial Accrued Liability as of December 31, 2016 = (1) + (2) + (3) + (4) - (5) - (6)	166,383
8. Expected Unfunded Actuarial Accrued Liability as of = (1) + (2) + (3) + (4) - (5) - (6) + (7)	686,877
9. Entry Age Accrued Liability as of	5,171,511
10. Actuarial Value of Assets as of	4,612,977
11. Unfunded Actuarial Accrued Liability as of	558,534
12. (Gain)/Loss for Plan Year Ending	(128,343)

This work product was prepared solely for the City of Ladue for the purposes described herein and may not be appropriate to use for other purposes. Milliman does not intend to benefit and assumes no duty or liability to other parties who receive this work. Milliman recommends that third parties be aided by their own actuary or other qualified professional when reviewing the Milliman work product.

EXHIBIT IV

January 1, 2017 Actuarial Valuation

Actuarial Assumptions and Methods

Interest (adopted 01/01/2013)

7.0% per annum, compounded annually

Salary Increases (adopted 01/01/2013)

4.5% per annum, compounded annually

Inflation (adopted 01/01/2013)

2.5% per annum

Mortality (adopted 01/01/2017)

Healthy Lives: RP-2014 Healthy Annuitant Mortality Projected Generationally from 2006 using MP-2016 Projection Scale.

Disabled Lives: RP-2014 Disabled Mortality Projected Generationally from 2006 using MP-2016 Projection Scale.

Withdrawal

Rates vary by age and gender. Rates at selected ages are:

<u>Age</u>	<u>Male Percent Withdrawing</u>	<u>Female Percent Withdrawing</u>
20	20.0%	22.5%
25	15.0	17.5
30	10.0	12.5
35	7.5	9.0
40	5.0	6.5
45	3.4	4.5
50	2.0	3.0
55	1.0	1.5
60	0.0	0.0

This work product was prepared solely for the City of Ladue for the purposes described herein and may not be appropriate to use for other purposes. Milliman does not intend to benefit and assumes no duty or liability to other parties who receive this work. Milliman recommends that third parties be aided by their own actuary or other qualified professional when reviewing the Milliman work product.

EXHIBIT IV

January 1, 2017 Actuarial Valuation

Actuarial Assumptions and Methods

Retirement

Rates vary by age as follows:

<u>Age</u>	<u>Percent Retiring</u>
62	30%
63	20
64	10
65	100

Terminated vested participants are assumed to retire at Normal Retirement Age.

Disability

Rates vary by age and gender. Rates at selected ages are:

<u>Age</u>	<u>Male Percent Becoming Disabled</u>	<u>Female Percent Becoming Disabled</u>
35	0.00	0.00
40	0.05	0.10
45	0.10	0.20
50	0.20	0.30
55	0.31	0.45
60	0.45	0.63
65	0.00	0.00

Administrative Expenses

\$20,000 per year

Marriage

80% of members are assumed to be married at the time of withdrawal, retirement, death or disability. Males are assumed to be 4 years older than their spouses.

This work product was prepared solely for the City of Ladue for the purposes described herein and may not be appropriate to use for other purposes. Milliman does not intend to benefit and assumes no duty or liability to other parties who receive this work. Milliman recommends that third parties be aided by their own actuary or other qualified professional when reviewing the Milliman work product.

EXHIBIT IV

January 1, 2017 Actuarial Valuation

Actuarial Assumptions and Methods

Actuarial Cost Method (adopted 01/01/2013)

The Entry Age Normal Cost Method on a closed group basis was used. Normal costs are computed as a level percent of pay. The Entry Age Normal Unfunded Accrued Liability (UAL) is amortized on a level dollar basis over a closed 20 year period with future changes in UAL resulting in separate 20-year amortization bases.

Asset Valuation Method

An asset valuation method is used to help smooth short term fluctuations in market value. The actuarial value of assets is equal to the prior year's actuarial value of assets adjusted as follows:

1. increased with actual contributions for the year;
2. reduced by actual benefit payments and expenses for the year;
3. increased by expected investment income calculated using the assumed rate of return
4. increased by phased in investment gains/(losses)
5. limited to no less than 80% of market value and no more than 120% of market value

Each year, the amount of investment gain/(loss) to be phased in is equal to the excess of the plan's market value over the sum of the expected asset value and the unrecognized balances of investment gains/(losses) for the previous five years. 20% of this amount plus 20% of the similar amounts calculated in each of the four preceding years are summed and recognized as the amount of phased-in gains recognized in the current year.

This work product was prepared solely for the City of Ladue for the purposes described herein and may not be appropriate to use for other purposes. Milliman does not intend to benefit and assumes no duty or liability to other parties who receive this work. Milliman recommends that third parties be aided by their own actuary or other qualified professional when reviewing the Milliman work product.

**The City of Ladue Pension Plan for
Non-Uniform Employees**

January 1, 2017 Actuarial Valuation

Summary of Plan Provisions

A summary of the current primary provisions of the Plan is presented below. A complete description of the provisions can be found in Ordinance 1931.

Effective Date

Originally effective January 1, 1968; most recently restated effective November 19, 2007 and amended December 17, 2012.

Eligibility

Any regular, full-time, permanent employee of the City of Ladue who is not covered by the City of Ladue Firemen and Policemen's Pension Plan becomes eligible the first day of the month following hire date.

Employee Contributions

Employees are no longer required to contribute to the Pension Fund. Contributions accumulate at an interest rate of 4% as established by the Retirement Committee.

Compensation

Calendar year compensation paid to an employee by the City of Ladue, including LTD premiums, temporary disability payments, and employee contributions to an eligible deferred compensation plan, cafeteria plan, or transportation expense program.

Final Average Compensation (FAC)

Average monthly salary during the highest 36 consecutive months of salary within the last 120 months of employment, or average monthly salary during an employee's entire employment if employed less than 36 months. The FAC for a disabled participant is determined as of the Date of Disability.

Credited Service

Completed months of continuous service from date of hire to date of termination, including periods on disability and Family and Medical Leave.

This work product was prepared solely for the City of Ladue for the purposes described herein and may not be appropriate to use for other purposes. Milliman does not intend to benefit and assumes no duty or liability to other parties who receive this work. Milliman recommends that third parties be aided by their own actuary or other qualified professional when reviewing the Milliman work product.

**The City of Ladue Pension Plan for
Non-Uniform Employees**

January 1, 2017 Actuarial Valuation

Summary of Plan Provisions

Normal Retirement

Eligibility: Age 62.

Benefit: 1.25% of FAC multiplied by Credited Service not in excess of 35 years.

Members who terminated on or after January 1, 2000 are also entitled to a refund of any accumulated employee contributions with interest.

Disability Benefit

Eligibility: 10 years of Credited Service including period of Disability.

Benefit: The Disability Benefit is paid outside the Plan by the City's Long-Term Disability Plan for disabilities that occur after January 1, 2008. Upon attaining Early or Normal Retirement eligibility, a disabled member is entitled to the Early or Normal Retirement Benefit based on FAC at Date of Disability and Credited Service including the period while on LTD.

Early Retirement

Eligibility: Age 55 with 10 years of Credited Service.

Benefit: Accrued Benefit based on FAC and Credited Service at retirement actuarially reduced for early commencement.

Members who terminated on or after January 1, 2000 are also entitled to a refund of any accumulated employee contributions with interest.

Termination Benefit

All members who terminated on or after January 1, 2000 are entitled to a refund of any accumulated employee contributions with interest. A member with at least 10 years of Credited Service is also entitled to his Accrued Benefit based on FAC and Credited Service at termination actuarially adjusted for date of retirement.

This work product was prepared solely for the City of Ladue for the purposes described herein and may not be appropriate to use for other purposes. Milliman does not intend to benefit and assumes no duty or liability to other parties who receive this work. Milliman recommends that third parties be aided by their own actuary or other qualified professional when reviewing the Milliman work product.

**The City of Ladue Pension Plan for
Non-Uniform Employees**

January 1, 2017 Actuarial Valuation

Summary of Plan Provisions

Late Retirement Benefit

Accrued Benefit based on FAC and Credited Service at retirement.

Members who terminated on or after January 1, 2000 are also entitled to a refund of any accumulated employee contributions with interest.

Pre-Retirement Death Benefit

The spouse of a member who has completed 10 years of Credited Service or attained age 62 is entitled to the amount the spouse would have received had the member retired any time after attaining age 55 and elected the 100% Joint and Survivor Annuity, based on FAC and Credited Service at the time of death.

Normal Form of Payment

Joint & 50% Survivor Annuity for married members, Single Life Annuity for single members.

This work product was prepared solely for the City of Ladue for the purposes described herein and may not be appropriate to use for other purposes. Milliman does not intend to benefit and assumes no duty or liability to other parties who receive this work. Milliman recommends that third parties be aided by their own actuary or other qualified professional when reviewing the Milliman work product.

**The City of Ladue Pension Plan for
Non-Uniform Employees**

January 1, 2017 Actuarial Valuation

Summary of Member Data

	<u>January 1, 2016</u>	<u>January 1, 2017</u>
1. Active Members		
a. Count	27	28
b. Plan Compensation	1,624,117	1,722,393
c. Average Compensation	60,152	61,514
d. Average Age	46.6	46.4
e. Average Service	11.9	11.7
2. Retired Members (Including Beneficiaries and Disableds)		
a. Count	20	22
b. Total Monthly Benefits	\$21,679	\$22,053
c. Average Monthly Benefits	\$1,084	\$1,002
3. Terminated Vested Members		
a. Count	6	5
b. Total Monthly Benefits	\$3,874	\$3,859
c. Average Monthly Benefits	\$646	\$772

This work product was prepared solely for the City of Ladue for the purposes described herein and may not be appropriate to use for other purposes. Milliman does not intend to benefit and assumes no duty or liability to other parties who receive this work. Milliman recommends that third parties be aided by their own actuary or other qualified professional when reviewing the Milliman work product.

**The City of Ladue Pension Plan for
Non-Uniform Employees**

January 1, 2017 Actuarial Valuation

Distribution of Active Members by Age and by Years of Service
(as of January 1, 2017)

Attained Age	YEARS OF CREDITED SERVICE										Total	
	Under 1 No.	1 to 4 No.	5 to 9 No.	10 to 14 No.	15 to 19 No.	20 to 24 No.	25 to 29 No.	30 to 34 No.	35 to 39 No.	40 and up No.		
Under 25	0	0	0	0	0	0	0	0	0	0	0	0
25 to 29	0	2	0	0	0	0	0	0	0	0	0	2
30 to 34	0	2	0	0	0	0	0	0	0	0	0	2
35 to 39	1	1	0	0	0	0	0	0	0	0	0	2
40 to 44	2	1	0	0	3	1	0	0	0	0	0	7
45 to 49	0	1	0	0	2	0	0	0	0	0	0	3
50 to 54	1	2	1	0	0	1	1	0	0	0	0	6
55 to 59	0	1	1	0	0	1	0	0	1	0	0	4
60 to 64	0	0	0	0	0	0	1	0	1	0	0	2
65 to 69	0	0	0	0	0	0	0	0	0	0	0	0
70 and up	0	0	0	0	0	0	0	0	0	0	0	0
Total	4	10	2	0	5	3	2	0	2	0	0	28

This work product was prepared solely for the City of Ladue for the purposes described herein and may not be appropriate to use for other purposes. Milliman does not intend to benefit and assumes no duty or liability to other parties who receive this work. Milliman recommends that third parties be aided by their own actuary or other qualified professional when reviewing the Milliman work product.

**The City of Ladue Pension Plan for
Non-Uniform Employees**

January 1, 2017 Actuarial Valuation

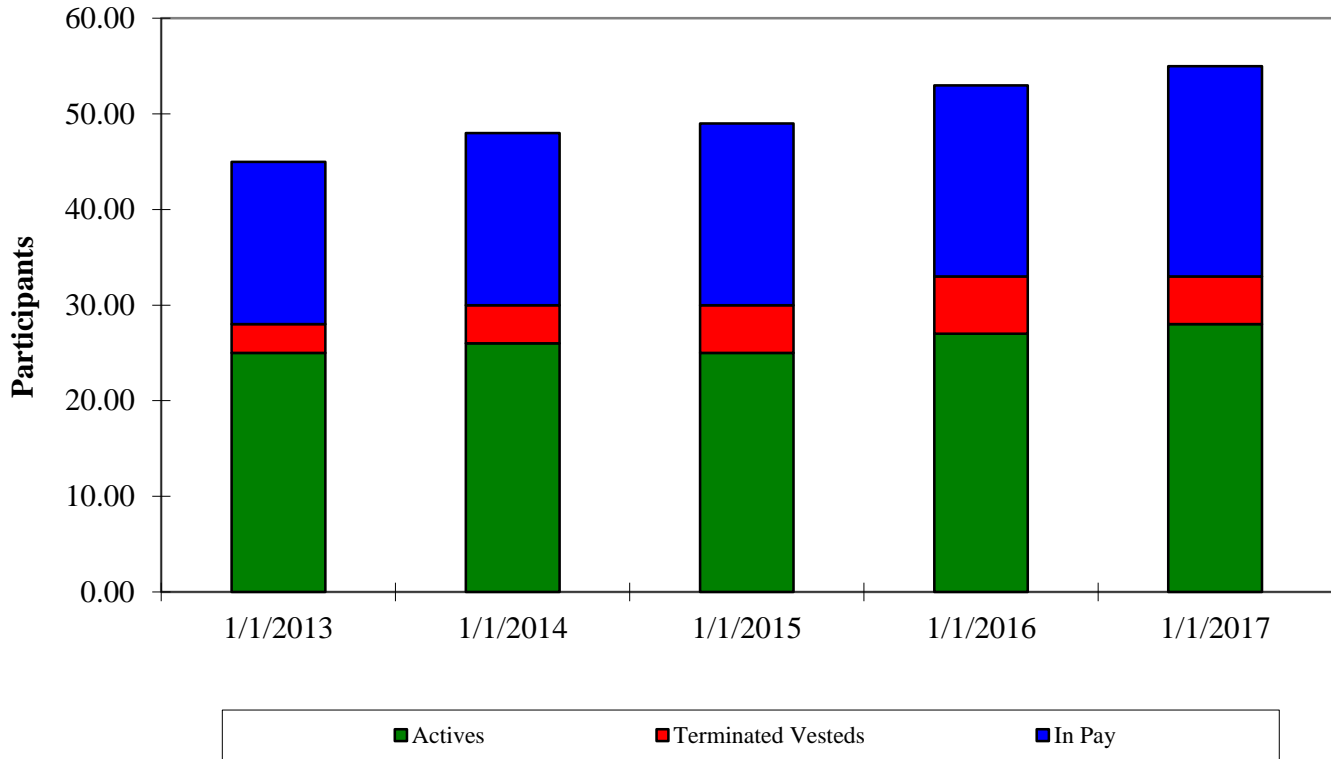
Summary of Changes in Member Data

	<u>Active Members</u>	<u>Members in Pay Status</u>	<u>Terminated Vested Members</u>	<u>Total</u>
Count as of January 1, 2016	27	20	6	53
New Entrants	4	0	0	4
Rehired	0	0	0	0
Retired	(1)	2	(1)	0
Became Disabled	0	0	0	0
Lump Sum Payouts	0	0	0	0
Died with Beneficiary	0	0	0	0
New Beneficiaries / Alternate Payees	0	0	0	0
Died without Beneficiary	0	0	(1)	(1)
Terminated with Vesting	(1)	0	1	0
Terminated without Vesting	(1)	0	0	(1)
Data Corrections	<u>0</u>	<u>0</u>	<u>0</u>	<u>0</u>
Total Changes	<u>1</u>	<u>2</u>	<u>(1)</u>	<u>2</u>
Count as of January 1, 2017	28	22	5	55

This work product was prepared solely for the City of Ladue for the purposes described herein and may not be appropriate to use for other purposes. Milliman does not intend to benefit and assumes no duty or liability to other parties who receive this work. Milliman recommends that third parties be aided by their own actuary or other qualified professional when reviewing the Milliman work product.

The City of Ladue Pension Plan for Non-Uniform Employees

Member Data

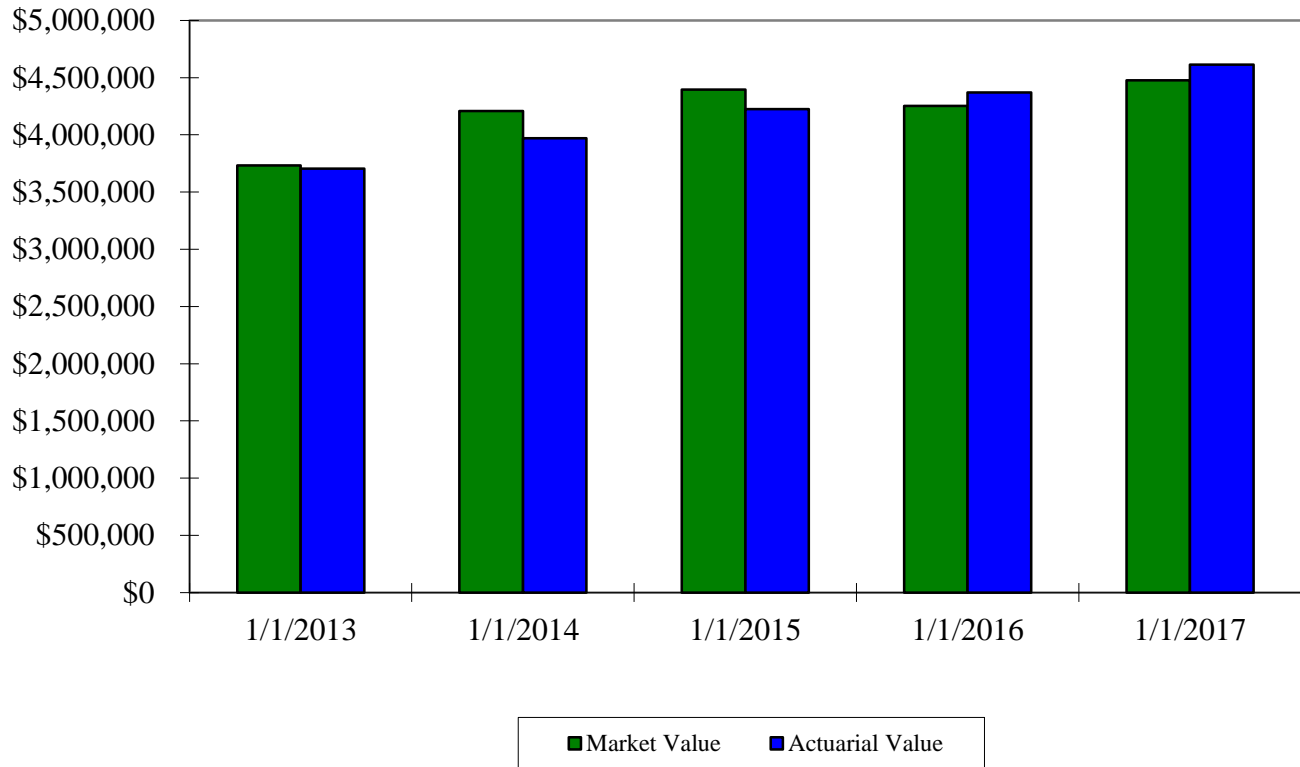


Valuation Date	1/1/2013	1/1/2014	1/1/2015	1/1/2016	1/1/2017
Actives	25	26	25	27	28
Terminated Vesteds	3	4	5	6	5
In Pay	17	18	19	20	22
Total	45	48	49	53	55

This work product was prepared solely for the City of Ladue for the purposes described herein and may not be appropriate to use for other purposes. Milliman does not intend to benefit and assumes no duty or liability to other parties who receive this work. Milliman recommends that third parties be aided by their own actuary or other qualified professional when reviewing the Milliman work product.

The City of Ladue Pension Plan for Non-Uniform Employees

Total Assets

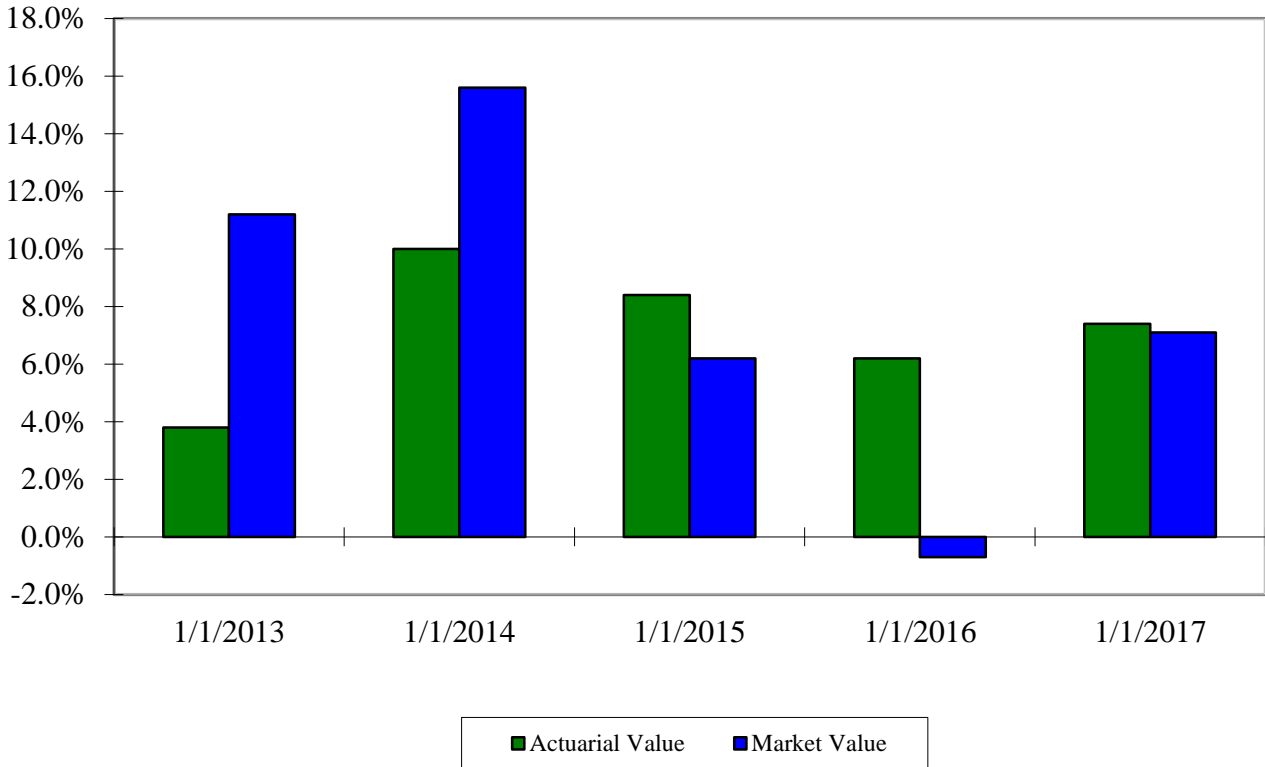


Valuation Date	Market Value	Actuarial Value
1/1/2013	\$3,732,856	\$3,704,153
1/1/2014	\$4,207,065	\$3,970,357
1/1/2015	\$4,394,630	\$4,225,532
1/1/2016	\$4,254,102	\$4,370,435
1/1/2017	\$4,476,167	\$4,612,977

This work product was prepared solely for the City of Ladue for the purposes described herein and may not be appropriate to use for other purposes. Milliman does not intend to benefit and assumes no duty or liability to other parties who receive this work. Milliman recommends that third parties be aided by their own actuary or other qualified professional when reviewing the Milliman work product.

**The City of Ladue Pension Plan for
Non-Uniform Employees**

Rate of Return (%) on Total Assets

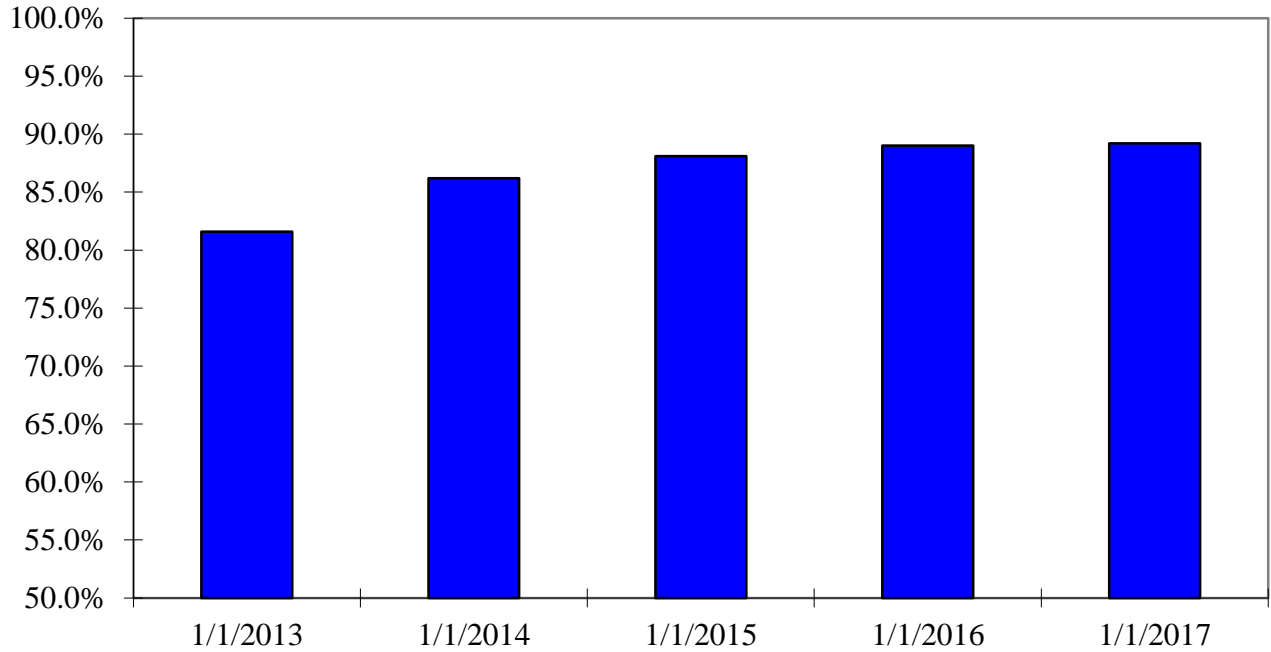


Valuation Date	Actuarial Value	Market Value
1/1/2013	3.8%	11.2%
1/1/2014	10.0%	15.6%
1/1/2015	8.4%	6.2%
1/1/2016	6.2%	-0.7%
1/1/2017	7.4%	7.1%

This work product was prepared solely for the City of Ladue for the purposes described herein and may not be appropriate to use for other purposes. Milliman does not intend to benefit and assumes no duty or liability to other parties who receive this work. Milliman recommends that third parties be aided by their own actuary or other qualified professional when reviewing the Milliman work product.

**The City of Ladue Pension Plan for
Non-Uniform Employees**

**Funded Ratio: Actuarial Value of Assets (AVA)
vs. Actuarial Accrued Liability (AAL)**

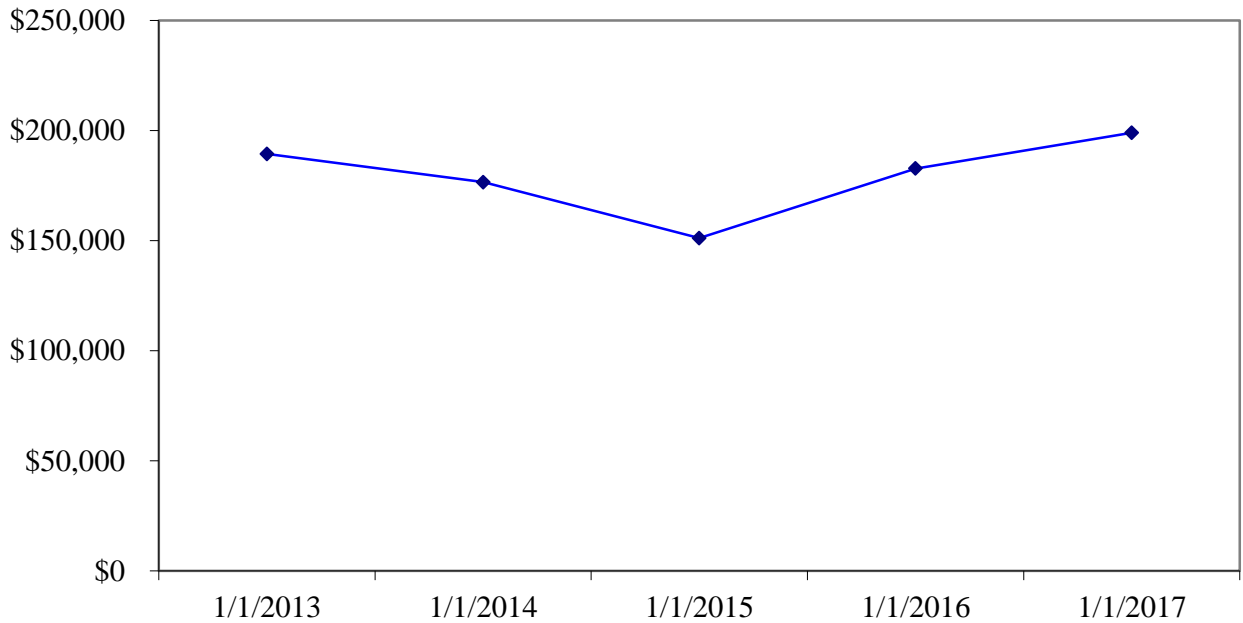


Valuation Date	AVA/AAL
1/1/2013	81.6%
1/1/2014	86.2%
1/1/2015	88.1%
1/1/2016	89.0%
1/1/2017	89.2%

This work product was prepared solely for the City of Ladue for the purposes described herein and may not be appropriate to use for other purposes. Milliman does not intend to benefit and assumes no duty or liability to other parties who receive this work. Milliman recommends that third parties be aided by their own actuary or other qualified professional when reviewing the Milliman work product.

**The City of Ladue Pension Plan for
Non-Uniform Employees**

Recommended Contribution



Valuation Date	Recommended Contribution
1/1/2013	\$189,461
1/1/2014	\$176,589
1/1/2015	\$151,198
1/1/2016	\$182,786
1/1/2017	\$199,092

This work product was prepared solely for the City of Ladue for the purposes described herein and may not be appropriate to use for other purposes. Milliman does not intend to benefit and assumes no duty or liability to other parties who receive this work. Milliman recommends that third parties be aided by their own actuary or other qualified professional when reviewing the Milliman work product.